

TUTORING ENGLISH AS A SECOND LANGUAGE

Tutorat par les pairs en anglais langue seconde



User's guide

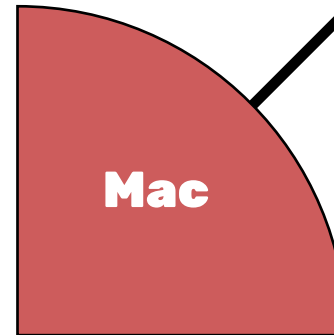
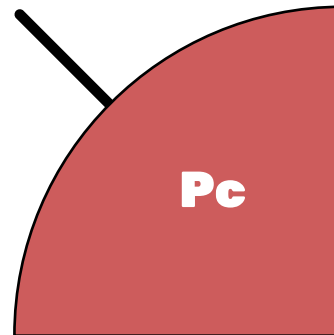


2022

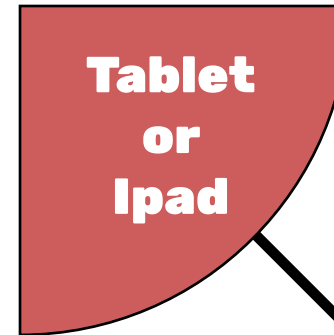
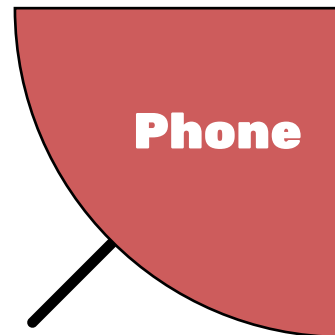
Québec 

TUTORING ENGLISH AS A SECOND LANGUAGE: USER'S GUIDE

- Download **Adobe acrobat reader** (FREE) to access **writing features** and **TIP** button
- Follow the **link below** to safely download **Adobe acrobat reader**
- **Note:** if you **already** have **adobe acrobat pro** on your Pc, you **don't** need to **download** the program



- Download **Adobe acrobat reader** for mac (FREE) to access **writing features** and **TIP** button
- Follow the **link below** to safely download **Adobe acrobat reader**
- **Note:** if you **already** have **adobe acrobat pro** on your Mac, you **don't** need to **download** the program



- Download **Adobe acrobat reader** (FREE) to access **writing features** and **TIP** button
- Follow the **link below** to safely download **Adobe acrobat reader**
- **Note:** if you **already** have **adobe acrobat pro** on your phone, you **don't** need to **download** the program

- Download **Adobe acrobat reader** (FREE) to access **writing features** and **TIP** button
- Follow the **link below** to safely download **Adobe acrobat reader**
- **Note:** if you **already** have **adobe acrobat pro** on your tablet or ipad, you **don't** need to **download** the program

Links

ADOBE ACROBAT READER

<https://get.adobe.com/reader/?promoid=TTGWL47M>

Important

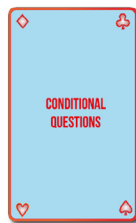
- Download the unit instead of working in the browser for optimal function

STEP Sample unit

TUTORING ENGLISH AS A SECOND LANGUAGE: **CONDITIONALS**

STEP 4: Production task

EXERCISE 3: Click on the card to play the Conditional Questions game. Then, take turns dealing the cards and answering the questions.



STEP 5: Final Review

- What new vocabulary words did you learn today?

• Only if necessary, ask the questions below.

- What do you know now about the conditionals that you didn't know before?

Unit 1 : Simple Present Tense

Part 2 : Question Formation

STEP 1: Assessment

STEP 2: Theory

STEP 3: Controlled and Communicative Activities

STEP 4: Production

STEP 5: Final Review

STEP 1: Assessment

A single question that allows you to meet the tutees where they are at and see what they already know about the subject

TUTORING ENGLISH AS A SECOND LANGUAGE: SIMPLE PRESENT TENSE

STEP 1: Assessment

- What do you know about the simple present tense?

Useful Expressions

- How do you say _____ in English?
- Could you repeat, please?
- I don't understand.

Useful Expressions in every unit to remind the tutor and tutee to speak in English at all times

STEP 2: Theory

A review or introduction to the guiding principles necessary to successfully complete the unit

STEP 2: Theory

FORM: Conjugate the verb "work" in the simple present tense in the chart below.

	AFFIRMATIVE		NEGATIVE		YES/NO QUESTION		SHORT ANSWER
I		I					
You		You		you	?	Yes,	
He/She/It		He/She/It		he	?	No,	
We		We					
They		They		they	?	No,	

TIP

USE: When do you use the simple present tense? Which sentence below is a fact and which one is a habit?

1. He walks to school every day. a fact a habit
2. The Earth has one moon. a fact a habit

TIP

KEYWORDS: Keywords tell you what verb tense to use. What keywords are used with simple present tense?

Important

- Click on "TIP" for more keywords.
- If necessary, ask for a translation.




page 2

STEP 3: Controlled and Communicative Activities

Questions whose answers lead to an authentic chat

TUTORING ENGLISH AS A SECOND LANGUAGE: SIMPLE PRESENT QUESTION FORMATION

EXERCISE 5: Respond to your tutor's prompts to practise using the simple present tense. Answer the questions in complete sentences or with short answers (e.g., Yes, I do).

A Typical Sunday for John		Tutor Note
	<ul style="list-style-type: none">• What time does John wake up on Sunday?• Ask me what time my mother wakes up on Sunday.• What time does your mother wake up on Sunday?• Ask me if I wake up late on Sunday.	<ul style="list-style-type: none">• Ask follow-up questions to encourage fluency practice (chatting about your answers).
	<ul style="list-style-type: none">• What does John usually eat for breakfast on Sunday?• Ask me what my favourite breakfast is.• Ask me what my father likes to eat for breakfast.• How often do you eat eggs and bacon for breakfast?	
	<ul style="list-style-type: none">• Who does John watch TV with?• Who do you usually watch TV with?• Ask me who my mother watches TV with.• Ask me what my favourite TV show is.	

TUTORING ENGLISH AS A SECOND LANGUAGE: USER'S GUIDE

STEP 4: Production

Amusing interactive games that encourage authentic language use

TUTORING ENGLISH AS A SECOND LANGUAGE: SIMPLE PRESENT QUESTION FORMATION

STEP 4: Production Task

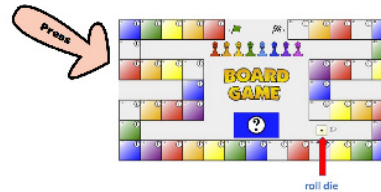
EXERCISE 6: Play the Question Formation board game.

Instructions

- Choose a pawn and roll the die.
- Move the number of squares indicated and click on the "I".
- Follow the instructions to make a question to ask your partner.
- Answer your partner's questions truthfully. Then, chat about your answers.
- If you land on a grey square, click on the question card and follow the instructions.
- Click on the board game to begin the game.

Note

- One die
- Two dice



page 15

TUTORING ENGLISH AS A SECOND LANGUAGE: SIMPLE PRESENT QUESTION FORMATION

STEP 5: Final Review

- What new words did you learn today?
- What auxiliaries do you use with simple present tense questions?
- Do "be" questions have an auxiliary?
- Do yes/no questions have a question word?

Tutor Note

- Ask, "How do you say ...?" questions with the new vocabulary the tutor doesn't mention.

Important

- Write down the words you learned today and study them.

page 16

STEP 5: Final Review

Review questions to solidify the knowledge of the unit

Tutor Notes:
Reminders to highlight new vocabulary and improve uptake